



# Bureau of Land Management

El Mirage Dry Lake Dumont Dunes Silurian Dry Lake Stoddard Valley

Johnson Valley Soggy Dry Lake Cougar Buttes Odessa Canyon Afton Canyon

Dear BLM Applicant:

The following is information about the **Bureau of Land Management Commercial Film Permit Application**.

Attached you will find:

1. BLM Cover Page with instructions and fee information – 3 pages
2. Land Use Application and Permit, 3 pages (**signature required on Page 1 & 2**)
3. Commercial Use Application, 2 pages (**signature required on page 2**)
4. Commercial Filming Stipulations, 2 pages (**signature required on page 2**)
5. Map(s) of Specific Location – (please mark your location on map and return with permit)
6. Special Circumstances Forms and Stipulations – (sign and return only if applicable)
7. Driving Directions – yours to keep
8. Wildlife & Misc. Information – yours to keep

**Please include with your return Email:**

- a. #2 – 6 (and # 7 if applicable), signed and completed (required)
- b. A **Storyboard** or a **detailed description of activities** (not required but highly recommended)
- c. A Certificate of Insurance **and** a Letter of Endorsement listing the **Bureau of Land Management** as additionally insured (Required – see page two (2) for details)

Please read and complete the aforementioned forms. **Any pages left unsigned or incomplete will halt the permit process and delay your permit.** Please use the checklist above to verify you have prepared all the appropriate documents. Once the **signed and fully complete** application has been received, along with required insurance documents and payment, the IEFS will process your permit within 5-7 working days. It is important to list **ALL** props, vehicles, and equipment to be used, along with a detailed description of your activities and/or a storyboard. You must list all stunts, precision driving, pyrotechnics, explosive devices, airplanes, helicopters or drones used in your shoot. If you need to create dust for your shoot, the use of Fuller's Earth is allowed, but must be listed on the permit.

**FEES\***

All Motion Filming (Film, Digital, Video, etc.).....Permit Rates: 01-30 people = \$250/day  
31-60 people = \$500/day  
61+ people = \$600/day

Commercial Still Photography.....Permit Rates: 01-10 people = \$100/day  
11-30 people = \$150/day  
31+ people = \$250/day

Processing Fee ..... To be determined based on BLM Review (Starts at \$146)

Monitoring Fee ..... To be determined based on BLM Review (Starts at \$146)

IEFS Fee+ .....\$220 per permit

**ALL FEES ARE NON-REFUNDABLE. FEES ARE SUBJECT TO CHANGE WITHOUT NOTICE**

\*Regulations (43 CFR 2920.6(b)) require the collection of cost recovery and monitoring fees for land use permits.

\*to avoid this fee you can contact the BLM directly for permit processing – (760) 252-6000. This will also increase your permit processing time to 4 weeks or more.



# Bureau of Land Management

Page 2

## **ALL FEES ARE NON-REFUNDABLE**

**All invoices will be sent via Square.com where you can pay online with a credit card or via ACH**

If you want to pay by check, make it payable to the Inland Empire Film Services, Inc. Once you have been given your total, overnight (via FedEx, UPS, etc.) your check to the address supplied by the IEFS representative. Keep in mind that the check has to clear the bank before the permit will be issued.

You must provide proof of liability insurance and a Letter of Endorsement (ISO Form CG-20-12-07-98 or equivalent) naming the Bureau of Land Management as additionally insured for the amount of \$1 million.

The Insurance Certificate *must* read in the "Certificate Holder" Box *verbatim*:

**"Bureau of Land Management, 2601 Barstow Road, Barstow, CA 92311"**

The Insurance Certificate *must* read in the "Description of Operations" Box *verbatim*:

**"U.S. Department of the Interior, Bureau of Land Management, as additional insured"**

The Letter of Endorsement *must* read *verbatim*:

**"Bureau of Land Management, 2601 Barstow Road, Barstow, CA 92311"**

And

**"U.S. Department of the Interior, Bureau of Land Management, as additional insured"**

In the event of the use of aircraft, an Aircraft Insurance Certificate and Letter of Endorsement is required naming the Bureau of Land Management as additionally insured for the amount of \$5 million in the event of the use of airplanes, helicopters, or any other aircraft. *If you are using drones, additional Aircraft/UAS insurance of \$2 million is required along with your FAA drone documents and a POA with Aeronautical maps, copy of 107 cert and FAA drone registration.*

The Aircraft Insurance Certificate *must* read in the "Certificate Holder" Box *verbatim*:

**"Bureau of Land Management, 2601 Barstow Road, Barstow, CA 92311"**

The Aircraft Insurance Certificate *must* read in the "Description of Operations" Box *verbatim*:

**"U.S. Department of the Interior, Bureau of Land Management, as additional insured"**

The Aircraft Letter of Endorsement *must* read *verbatim*:

**"Bureau of Land Management, 2601 Barstow Road, Barstow, CA 92311"**

And

**"U.S. Department of the Interior, Bureau of Land Management, as additional insured"**

**A Copy of your "Plan of Activities" (POA) filed with the FAA is also required for aircraft**

Please contact us once a specific location has been chosen to determine the availability of that location on the date you desire. **All locations requested are tentative and are not guaranteed reserved until your paperwork is received, completed, signed and paid in full.**

All vehicles to be used during filming must have displayed the approved *Film Access Vehicle Permit* on the front, driver's side dashboard (issued with the approved permit). Also, a complete copy of your permit, stipulations, maps and insurance must be on site at all times.



THANK YOU for permitting  
Bureau of Land Management Lands

Part of  
*"Hollywood's Largest Backlot!"™*

Inland Empire Film Services has crew and services available for film production, feature films, commercials, television, still photography, music videos, industrial videos, independent films, student films, and more! Just check out our website ([www.iefilmpermits.com](http://www.iefilmpermits.com)), email us ([blm@iefilmpermits.com](mailto:blm@iefilmpermits.com)) or give us a call.

If you need any assistance  
please do not hesitate to contact us

**Dan Taylor .....(951) 415-9600**  
**Linda Kai-Gorman.....(951) 415-3419**

Thank you for filming our  
"27,000 Square Miles of Filming Opportunity!"™

---

UNITED STATES  
DEPARTMENT OF THE INTERIOR  
BUREAU OF LAND MANAGEMENT  
**LAND USE APPLICATION AND PERMIT**  
(Sec. 302(b) of P.L. 94 - 579, October 21, 1976, 43 U.S.C. 1732)

FORM APPROVED  
OMB NO. 1004-0009  
Expires: March 31, 2014

FOR BUREAU OF LAND MANAGEMENT (BLM) USE ONLY

Application Number

1. Name (first, middle initial, and last)	Address (include zip code)	Phone (include area code)

2. Attach map or sketch showing public lands for which you are applying

3. Proposed date(s) of use: from \_\_\_\_\_ to \_\_\_\_\_

4. Give legal basis for holding interest in lands in the State of \_\_\_\_\_  
(Check appropriate box at right and explain.)

<input type="checkbox"/> Resident	<input type="checkbox"/> Partnership
<input type="checkbox"/> Corporation	<input type="checkbox"/> County
<input type="checkbox"/> Local Government	<input type="checkbox"/> State Government
<input type="checkbox"/> Other	

5. Are the lands now improved, occupied or used?  Yes  No (If "yes," describe improvements and purposes, identify users and occupants.)

6. Do you need access to the land?  Yes  No (Describe needed or existing access)

7a. What do you propose to use the lands for?

b. What improvements and/or land development do you propose? (To complete application processing, engineering and construction drawings may be required)

c. What is the estimated capital cost?  
\$ \_\_\_\_\_

d. What is the source of water for the proposed use?

I CERTIFY That the information given by me in this application is true, complete, and correct to the best of my knowledge and belief and is given in good faith.

(Signature of Applicant)

(Date)

Title 18 U.S.C. Section 1001, makes it a crime for any person knowingly and willfully to make to any department or agency of the United States any false, fictitious, or fraudulent statements or representations as to any matter within its jurisdiction.

(Continued on page 2)

PERMIT

Permission is hereby granted to of to use the following described lands: EL MIRAGE DRY LAKE	Permit Number
---	---------------

TOWNSHIP	RANGE	SECTION	SUBDIVISION
----------	-------	---------	-------------

Meridian	State	County	Acres ( <i>number</i> )
----------	-------	--------	-------------------------

for the purpose of commercial filming per Decision Record (EA CA-068-93-36), Standard stipulations and map,

and subject to the following conditions:

- |  |   |
|--|---|
| <ol style="list-style-type: none"> <li>1. This permit is issued for the period specified below. It is revocable at the discretion of the BLM, at any time upon notice. This permit is subject to valid adverse claims heretofore or hereafter acquired.</li> <li>2. This permit is subject to all applicable provisions of the regulations (43 CFR 2920) which are made a part hereof.</li> <li>3. This permit may not be assigned without prior approval of the BLM.</li> <li>4. Permittee must not enclose roads or trails commonly in public use.</li> <li>5. Authorized representatives of the Department of the Interior, other Federal agencies, and State and local law officials will at all times have the right to enter the premises on official business.</li> <li>6. Permittee must pay the United States for any damage to its property resulting from the use.</li> <li>7. Permittee must notify the BLM of address change immediately.</li> <li>8. Permittee must observe all Federal, State, and local laws and regulations applicable to the premises and to erection or maintenance of signs or advertising displays including the regulations for the protection of game birds and game animals, and must keep the premises in a neat, orderly, and sanitary condition.</li> <li>9. Permittee must pay the BLM, in advance, the lump sum of \$ _____ for the period of use authorized</li> </ol> | <p style="margin-left: 20px;">by this permit or \$ _____, annually, as rental or such other sum as may be required if a rental adjustment is made.</p> <ol style="list-style-type: none"> <li>10. Use or occupancy of land under this permit will commence within _____ months from date hereof and must be exercised at least _____ days each year.</li> <li>11. Permittee must take all reasonable precautions to prevent and suppress forest, brush, and grass fires and prevent pollution of waters on or in the vicinity of the lands.</li> <li>12. Permittee must not cut any timber on the lands or remove other resources from the land without prior written permission from the BLM. Such permission may be conditioned by a requirement to pay fair market value for the timber or other resources.</li> <li>13. Permittee agrees to have the serial number of this permit marked or painted on each advertising display or other facility erected or maintained under the authority of such permit.</li> <li>14. This permit is subject to the provisions of Executive Order No. 11246 of September 24, 1965, as amended, which sets forth the Equal Opportunity clauses. A copy of this order may be obtained from the BLM.</li> <li>15. Permittee acknowledges, by signing below, that he/she knows, understands and accepts the terms and conditions under which this permit is issued.</li> </ol> |
|--|---|
16. Special conditions (*attach additional sheets, if necessary*):

Permit issued for period

From _____	_____ (Permittee)	
To _____	_____ (BLM)	
	_____ (Title)	_____ (Date)

**INSTRUCTIONS**

- |  |   |
|--|---|
| <ol style="list-style-type: none"> <li>1. Submit, in <i>duplicate</i>, to any local office of the Bureau of Land Management having jurisdiction of the lands.</li> <li>2. Applications for Land Use Permits will not be accepted unless a notification of the availability of the land for non-BLM use (<i>Notice of Realty Action</i>) has been published in the Federal Register and for 3 weeks thereafter in a newspaper of general circulation. This provision does not apply in those situations where the publication of</li> </ol> | <p style="margin-left: 20px;">a (<i>Notice of Realty Action</i>) has been waived by the BLM.</p> <ol style="list-style-type: none"> <li>3. Costs of processing the application must be paid by the applicant in advance.</li> <li>4. The BLM may require additional information to process an application. Processing will be deferred until the required information is furnished by the applicant.</li> </ol> |
|--|---|

## NOTICES

**The Privacy Act** and 43 CFR 2.48(d) require that you be furnished with the following information in connection with the information required by this form.

**AUTHORITY:** 43 U.S.C. 1732 and 43 CFR Part 2920 permit collection of the information requested by this form.

**PRINCIPAL PURPOSE:** The BLM uses the information in this form to process your application.

**ROUTINE USES:** In accordance with the System of Records titled, "Land and Minerals Authorization Tracking System--Interior, LLM-32," disclosure outside the Department of the Interior may be made: (1) To appropriate Federal agencies when concurrence or supporting information is required prior to granting or acquiring a right or interest in lands or resources, (2) To Federal, State, or local agencies or a member of the general public in response to a specific request for pertinent information, (3) To the U.S. Department of Justice or in a proceeding before a court or adjudicative body when (a) the United States, the Department of the Interior, a component of the Department, or when represented by the government, an employee of the Department is a party to litigation or anticipated litigation or has an interest in such litigation, and (b) the Department of the Interior determines that the disclosure is relevant or necessary to the litigation and is compatible with the purpose for which the records were compiled, (4) To an appropriate Federal, State, local, or foreign agency responsible for investigating, prosecuting, enforcing, or implementing a statute, regulation, rule, or order, where the disclosing agency becomes aware of an indication of a violation or potential violation of civil or criminal law or regulation, (5) To a member of Congress or a Congressional staff member from the record of an individual in response to an inquiry made at the request of that individual, (6) To the Department of the Treasury to effect payment to Federal, State, and local government agencies, nongovernmental organizations, and individuals, and (7) To individuals involved in responding to a breach of Federal data. The BLM will only disclose this information in accordance with the Freedom of Information Act, the Privacy Act, and the provisions at 43 CFR 2.56(c).

**The Paperwork Reduction Act** requires us to inform you that:

The BLM collects this information to process applications for land use authorizations, in accordance with 43 CFR Part 2920.

You do not have to respond to this or any other Federal agency-sponsored information collection unless it displays a valid OMB control number.

**EFFECT OF NOT PROVIDING INFORMATION:** Submission of the requested information is necessary to obtain or retain a benefit. Failure to submit all of the requested information or to complete this form may result in delay or preclude the BLM's acceptance of your form.

**BURDEN HOURS STATEMENT:** The estimated public reporting burden for this form is 1 hour per response for the majority of responses, including the time for reviewing instructions, gathering and maintaining data, and completing and reviewing the form. For more complex responses, the estimated public reporting burden is 120 hours per response, including the time for reviewing instructions, gathering and maintaining data, and completing and reviewing the form. You may submit comments regarding the burden estimate or any other aspect of this form to: U.S. Department of the Interior, Bureau of Land Management (1004-0009), Bureau Information Collection Clearance Officer (WO-630), 1849 C Street, N.W., Washington, D.C. 20240.

UNITED STATES DEPARTMENT OF THE INTERIOR  
BUREAU OF LAND MANAGEMENT

**COMMERCIAL USE APPLICATION** (revised 8/13/98)

- Fax phone (    ) \_\_\_\_\_
1. Name of Company \_\_\_\_\_  
Address \_\_\_\_\_  
Telephone (    ) \_\_\_\_\_ City/State/Zip \_\_\_\_\_
2. Name, title & phone # of Person Responsible on Location \_\_\_\_\_  
\_\_\_\_\_
3. Location of Site Desired \_\_\_\_\_ (See enclosed map) \_\_\_\_\_  
Specific Locations to be Used (i.e., what part of lake bed/dunes/area, etc.) and circle on the map  
the area you will be using for filming/still photos and return the map with your application.
4. Type of Use: \_\_\_\_\_ commercial production; \_\_\_\_\_ nonprofit production; \_\_\_\_\_ community service  
production; \_\_\_\_\_ educational production
5. Purpose of use: \_\_\_\_\_ feature film; \_\_\_\_\_ advertisement; \_\_\_\_\_ documentary; \_\_\_\_\_ still photograph;  
\_\_\_\_\_ video; \_\_\_\_\_ other (state) \_\_\_\_\_
6. State name of feature film, TV series, commercial product, music video group, other:  
\_\_\_\_\_
7. Dates of Use \_\_\_\_\_ Hours of Use \_\_\_\_\_
8. Number of Personnel Involved; include production, cast and crew \_\_\_\_\_
9. Statement of Activity to Take Place - in detail \_\_\_\_\_  
\_\_\_\_\_  
\_\_\_\_\_  
\_\_\_\_\_  
\_\_\_\_\_  
\_\_\_\_\_  
\_\_\_\_\_
10. Animals to be used on location; how many? \_\_\_\_\_  
what kind? \_\_\_\_\_ None \_\_\_\_\_



11. Equipment, Vehicles, and/or Aircraft to be Used:

# of Cameras \_\_\_\_\_ # of Camera Cars \_\_\_\_\_  
# of Small Vehicles (one ton or less) \_\_\_\_\_ # of Large Vehicles (one ton or more) \_\_\_\_\_  
# of Motorhomes \_\_\_\_\_ # of honeywagons \_\_\_\_\_  
# & type of equipment \_\_\_\_\_ # & kind of transport vehicles \_\_\_\_\_  
# & kind of Aircraft \_\_\_\_\_ Other: \_\_\_\_\_

12. Props/sets/scenes to be used/constructed, give details:

---

---

---

---

---

---

---

---

13. Use of Pyrotechnics, give details and full description of use:

---

---

---

---

---

---

---

---

**\*\* WE REQUIRE A COPY OF PICTURE ID OF PYRO TECHNICIAN. COPY OF HIS LICENSE. AND A LETTER STATING WHAT EXPLOSIVES HE/SHE WILL BE USING. WITH DETAILED EXPLANATION OF USE AND EVENTS.**

14. Name and telephone number of person/persons to contact in case of emergency: \_\_\_\_\_  
\_\_\_\_\_ Telephone Number \_\_\_\_\_  
\_\_\_\_\_ Telephone Number \_\_\_\_\_  
\_\_\_\_\_ Telephone Number \_\_\_\_\_

X \_\_\_\_\_  
Signature Date

## Commercial Filming Stipulations / El Mirage Cooperative Management Area

1. The permittee shall designate a representative for field operation before activities may commence, who shall be the sole field representative of the permittee's employees or contractors in dealing with the authorized BLM officer. Said representative shall be employed on behalf of the permittee's employees or contractors to communicate with the authorized officer, and to receive and comply with all communications and decisions of the authorized officer.
2. A copy of the permit and the stipulations shall be kept available on location at all times, for review for BLM personnel upon request. All persons (e.g., permittees, contractors, sub-contractors) working at the site will be familiar with the permit stipulations. Non-compliance with permit stipulations may result in cancellation of the permit, or other adverse actions against the permittee.
3. The permittee shall confine all activities within the El Mirage OHV Area specifically defined by the attached map at the specified times and dates. If the El Mirage OHV Area location or other limitations on this filming authorization are deemed not appropriate by the permittee, no action shall be undertaken by the permittee at other times or on other public lands suitable to him/her until said changes are approved by the Barstow Field Manager. Anytime filming activities move off BLM land, Inland Empire Film Services must be notified.
4. **THIS PERMIT AUTHORIZES THE USE OF PUBLIC LANDS ONLY. PERMISSION FOR THE USE OR OCCUPANCY OF PRIVATELY OWNED LANDS OR PROPERTY MUST BE OBTAINED FROM THE OWNER(S) AND REQUIRES A COUNTY FILM PERMIT. CONTACT INLAND EMPIRE FILM SERVICES FOR MORE INFORMATION.**
5. No activity is allowed on the lakebed when the surface (or just below the surface) is wet or muddy. Any activity which would create ruts or otherwise alter the lakebed surface is prohibited, including the use of props vehicles or equipment which would break up or otherwise alter the lakebed surface.
6. Any soil disturbance such as ditching, ponding, leveling, mounding etc. is not permitted on the lakebed. For other areas in El Mirage, it must be specifically authorized by BLM on the permit, and must be cleared by the Barstow Field Office if in desert tortoise or other T&E species habitat. Any authorized disturbance must be returned to original condition within 3 days of completion of filming.
7. The permittee shall provide the filming operation employees or contractors, prior to commencing film activities, BLM printed materials describing:
  - Occurrence of the desert tortoise in the area,
  - Status of the desert tortoise,

- Illegality of handling, moving, taking or otherwise disturbing and the penalties associated, and
  - Methods being employed as a part of the event to protect the tortoise and its habitat.
8. Desert tortoise handling is not authorized. Should a situation arise where disturbance of desert tortoises becomes likely, filming operations shall cease and the Barstow Field Office and Inland Empire Film Services shall be notified to determine an appropriate course of action.
  9. The area shall be kept clear of trash and debris. Trash containers must be raven-proof (with lids secured at all times) and all trash and debris generated by the filming operation shall be removed immediately after completing filming operations to reduce the attractiveness of the area to ravens and other desert tortoise predators. All liquid discharges, including waste and other discharges from camping vehicles or other equipment, paint, water, etc. is prohibited. Non-permanent and non-toxic powders, such as non-permanent powder dyes, are permitted.
  10. The Barstow Field Office and Inland Empire Film Services must be notified of any commercial filming involving exotic (i.e., non-desert and desert plants and animals not native to the West Mojave, such as camels) or domestic species. The permitted filers are responsible for controlling and cleaning up after these species including feces, to avoid the dissemination of seeds or diseases in the desert.
  11. There will be no commercial filming activities within the designated camping area in the northern part of the El Mirage OHC Area, which includes all of Sections 14&15, T7N, R6W.
  12. The Barstow Field Office and inland Empire Film Services must be notified of any commercial filming involving aircraft or pyrotechnic or explosive devices and it must be specifically authorized by the BLM in advance. The permittee must obtain additional appropriate permits from other agencies as necessary, such as for special effects, pyrotechnics, and aircraft.
  13. Filming operations shall be conducted in such a manner as to avoid creating safety hazards to other public land visitors and users and to the filming crews. The permittee shall use whatever signs, flagging, help of individuals, or other appropriate safety devices for the safe conduct of the filming operation and the protection of other users and visitors before, during, and after filming activities. Props, equipment and vehicles that are left at ongoing filming sites overnight must be accompanied by a guard and warning lights.
  14. **Application and rental fees will not be refunded once a filming permit has been processed.** Please contact Inland Empire Film Services at (909) 460-8100 to reschedule.
  15. For movie projects, acknowledgement through the film credits shall be given to : U.S Department of the Interior, Bureau of Land Management, Barstow Field Office *and*

Inland Empire Film Services for the portions of the movie filmed on lands administered by BLM.

16. Drones (Unmanned Aircraft System -UAS): a. Must obey all local, State, and Federal including Federal Aviation Administration (FAA) drone laws; b. Drone operators must have an approved FAA Part 107 Certification (Remote Pilot Certificate) and submit a copy of the certification to the BLM office, as well as proof of UAS registration; c. Drone must be operated in daylight only (generally 30 minutes before sunrise to 30 minutes after sunset with appropriate anti-collision lighting), unless an exemption is granted by FAA and a copy of the exemption is submitted to the BLM office; d. Drone(s) must be grounded if there are any aircraft within the area; e. Do not fly over people and no flying in close proximity to crowds where the failure of the drone could cause harm/injuries to the public; f. Must provide medical response team during drone activities; g. Maximum altitude is 400 feet above ground level; h. No person may act as a Remote Pilot or Visual Observer for more than one UAS operation at one time; and i. Additional Aircraft insurance of \$2 million is required along with your FAA drone documents. The Aircraft Insurance Certificate must read in the "Certificate Holder" Box verbatim: "Bureau of Land Management, 2601 Barstow Road, Barstow, CA 92311". The Aircraft Insurance Certificate must read in the "Description of Operations" Box verbatim: "U.S. Department of the Interior, Bureau of Land Management, as additional insured". The Aircraft Insurance must list the registration number of the drone(s).
  
17. The Permittee must provide proof of liability insurance and a Letter of Endorsement (ISO Form CG-20-12-07-98 or equivalent) naming the U.S. Department of the Interior, Bureau of Land management as additionally insured for thee amount of \$1 million. The Insurance Certificate must read in the "Certificate Holder" Box verbatim: "Bureau of Land Management, 2601 Barstow Road, Barstow, CA 92311". The Insurance Certificate must read in the "Description of Operations: Boxes verbatim: " U.S. Department of the Interior, Bureau of Land Management, as additional insured". The Letter of Endorsement must read verbatim: "Bureau of Land Management, 2601 Barstow Road, Barstow, CA 92311" and "U.S. Department of the Interior, Bureau of Land Management, as additional insured."

Permittee acknowledges, by signing below, that he/she knows, understands and accepts the terms and conditions under which this permit is issued.

---

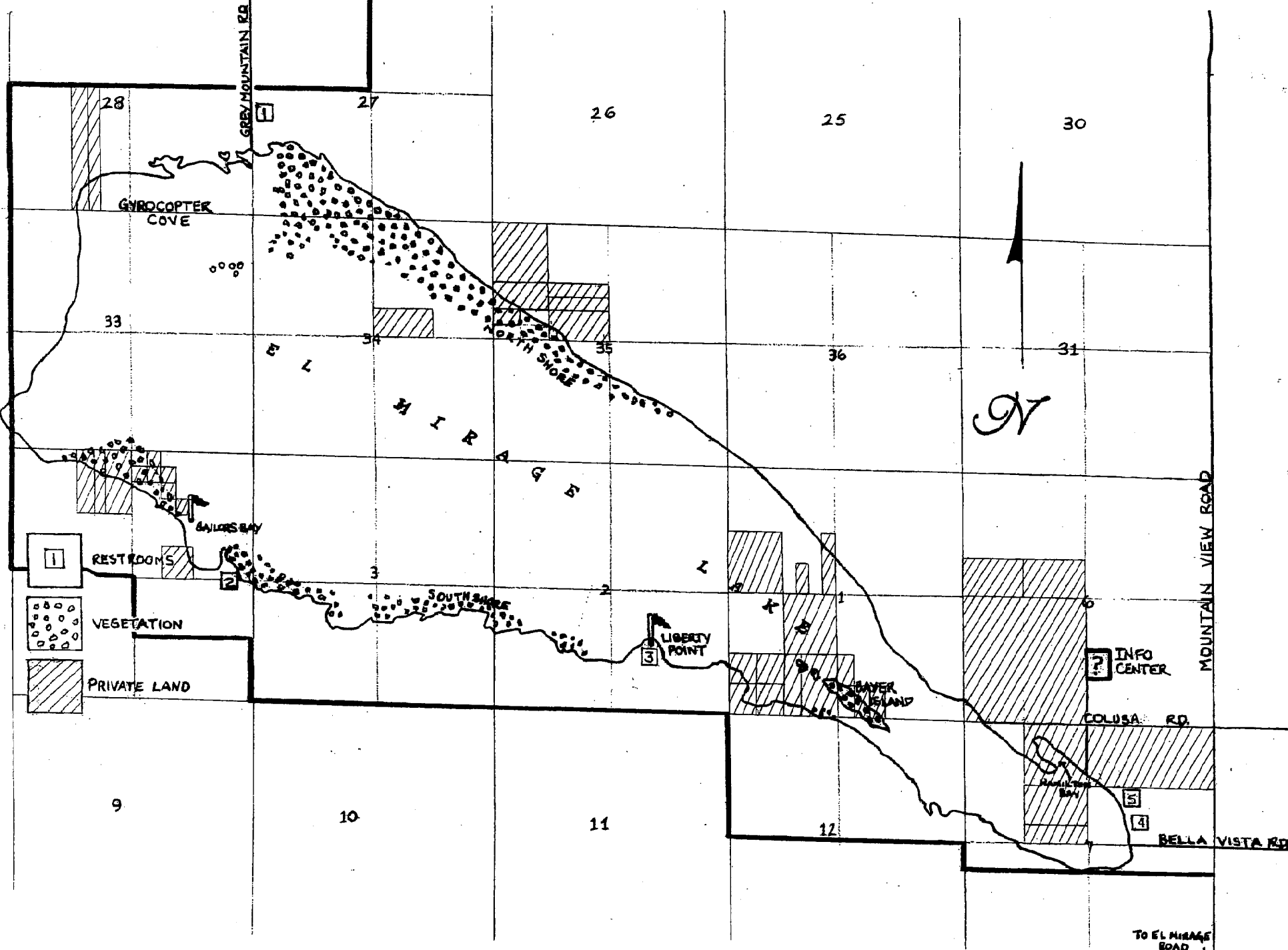
Permittee Signature

---

Title

---

Date



28

27

26

25

30

GYROCOPTER  
COVE

33

34

1

34

M I R A F L O R E S

35

36

31

97

SAILORS BAY

1

REST ROOMS

3

2

SOUTH SHORE

2

LIBERTY  
POINT

3

4

5

6

SAVER  
ISLAND

2

INFO  
CENTER

COLUSA RD

5

4

9

10

11

12

BELLA VISTA RD

MOUNTAIN VIEW ROAD

TO EL MIRAGE  
ROAD

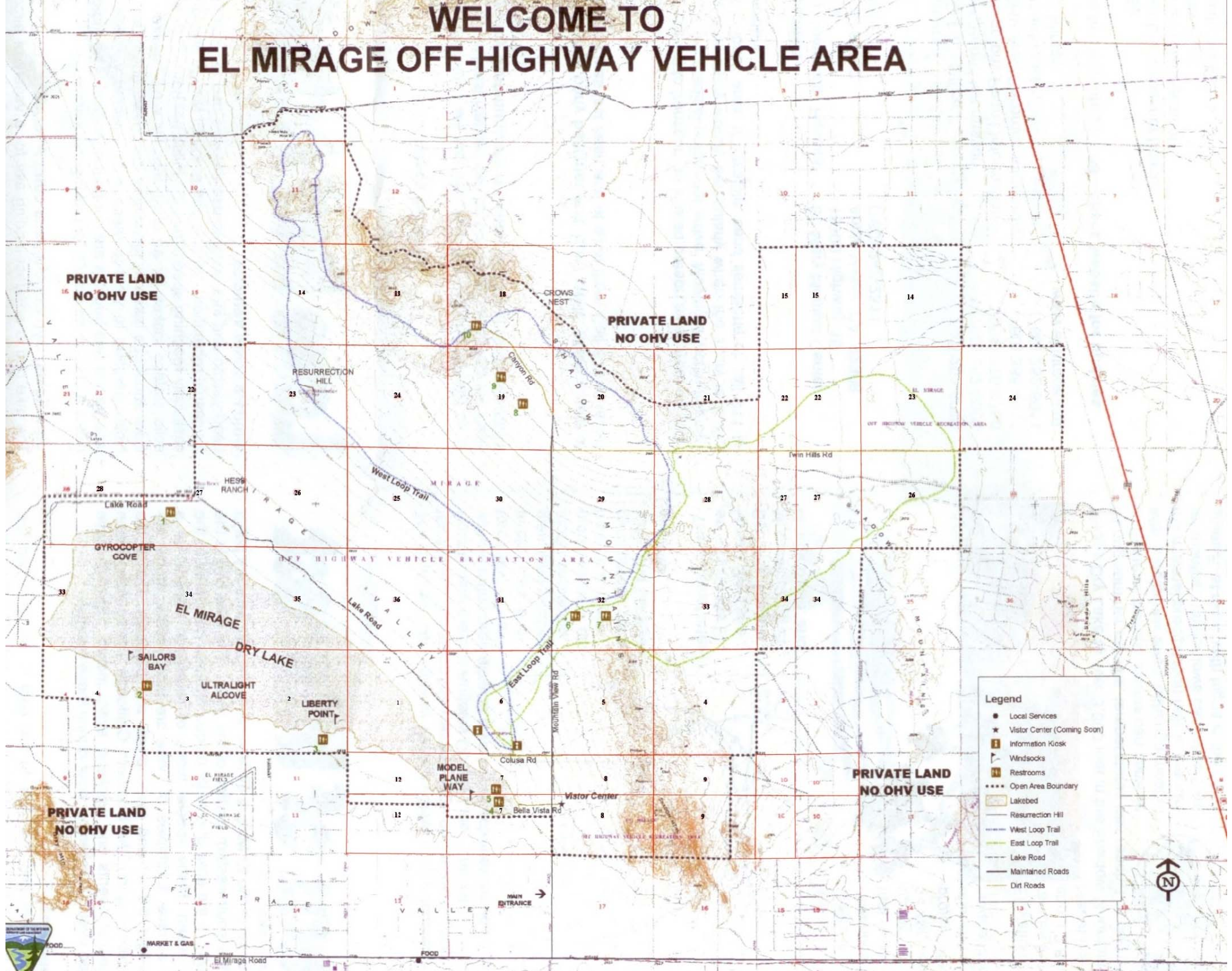


VEGETATION



PRIVATE LAND

# WELCOME TO EL MIRAGE OFF-HIGHWAY VEHICLE AREA



**Legend**

- Local Services
- ★ Visitor Center (Coming Soon)
- ⓘ Information Kiosk
- ⌵ Windsocks
- ⊠ Restrooms
- ⋯ Open Area Boundary
- ▭ Lakebed
- Resurrection Hill
- West Loop Trail
- East Loop Trail
- - - Lake Road
- Maintained Roads
- Dirt Roads



MARKET & GAS

MAIN ENTRANCE →

El Mirage Road

FOOD

**BUREAU OF LAND MANAGEMENT  
BARSTOW FIELD OFFICE  
SPECIAL ANIMAL STIPULATIONS FOR COMMERCIAL FILMING**

1. Animals not endemic to the area shall be under the control of **qualified handlers** at all times. Animals shall **not** be allowed to feed on natural vegetation.
  
2. Permittee is responsible for providing appropriate feed and water for the animals. Plant eating animals shall be fed non-germinating pellets or certified weed-free hay for two days prior to filming AND during filming while at the BLM location. Animals will be either tied to a parked vehicle; contained in a free standing fenced corral; and/or housed within a trailer in a parking area or road, when not in use.
  
3. All animal “waste” shall be removed from the public lands on a daily basis. Transmission of diseases from domestic animals to wildlife will be avoided through appropriate action (vaccines, avoidance of contact, etc).

Permittee acknowledges, by signing below, that he/she knows, understands and accepts the terms and conditions under which this permit is issued.

\_\_\_\_\_  
Production Company

\_\_\_\_\_  
Animal Handler Company

\_\_\_\_\_  
Permittee Name (Please Print)

\_\_\_\_\_  
Animal Handler Name (Please Print)

\_\_\_\_\_  
Title

\_\_\_\_\_  
Animal Handler Signature

\_\_\_\_\_  
Permittee Signature

\_\_\_\_\_  
Address

\_\_\_\_\_  
City, State

\_\_\_\_\_  
Phone number



# Film Office

## Special Effects and Hazardous Conditions Worksheet

Permit # \_\_\_\_\_ Date \_\_\_\_\_

Special Effects Coordinator \_\_\_\_\_ License # \_\_\_\_\_

Film Production Company \_\_\_\_\_ SFX Coord. Telephone # \_\_\_\_\_

Film Production Co. Address \_\_\_\_\_

Location(s) \_\_\_\_\_

Assistants \_\_\_\_\_ License # \_\_\_\_\_

Assistants \_\_\_\_\_ License # \_\_\_\_\_

Activity/Special FX Materials (please note quantities to be used for each material listed): \_\_\_\_\_

\_\_\_\_\_

\_\_\_\_\_

Date(s) of Activity: \_\_\_\_\_ Time(s): \_\_\_\_\_

SFX Coord. Signature \_\_\_\_\_ Date \_\_\_\_\_

Production Co. Signature \_\_\_\_\_ Date \_\_\_\_\_

Please **email** this form to [SBCounty@iefilmpermits.com](mailto:SBCounty@iefilmpermits.com). You must also **email** a copy of the front and back of the State Pyrotechnics license of all of the Pyrotechnicians who will be on location, in addition to the Special Effects Coordinator's license.

**This form and a copy of your State Pyrotechnics license(s) are required before a permit can be issued**

### FOR COUNTY USE ONLY

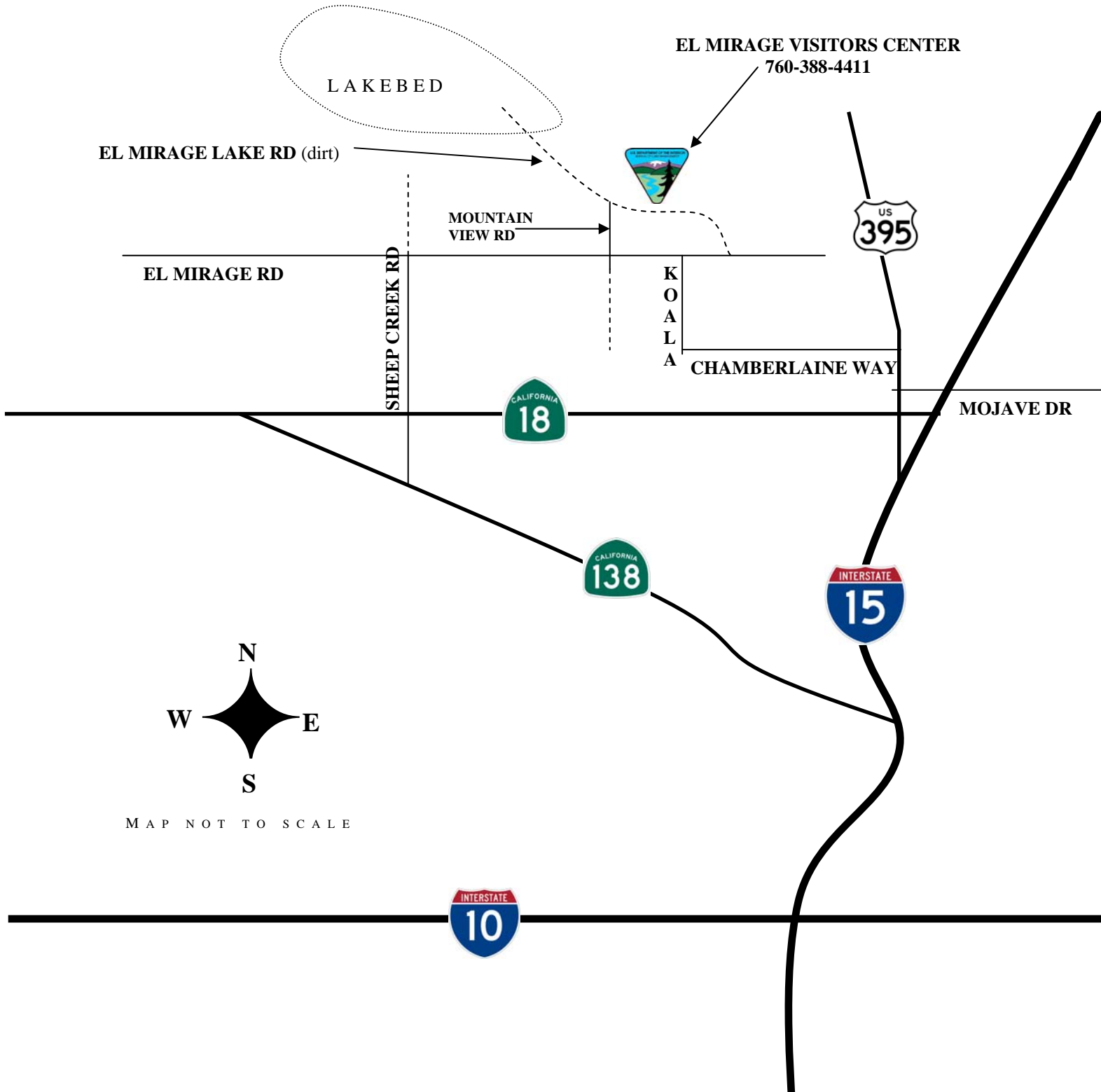
Fire Approval (initial) \_\_\_\_\_ Date \_\_\_\_\_ By \_\_\_\_\_

Sheriff Approval (initial) \_\_\_\_\_ Date \_\_\_\_\_ By \_\_\_\_\_



# Directions to El Mirage Dry Lake

From L.A.: Take the 10 Freeway East to the 15 Freeway North; exit at Mojave Dr. (just past the city of Victorville) and go West (left) over the freeway; @ Highway 395, go North (right); at Chamberlaine Way, go West (left); @ dead end (Koala Rd.), go North (right); @ El Mirage Road, go West (left); @ Mountain View Rd. go North (right); follow signs to the El Mirage OHV Recreational Area. Travel time: Approx. 1 ¾ hours.



## Desert Survival Safety Tips

Before any trip, always let someone know where you are going, the route(s) you plan to take, and when you expect to return. Make sure to stick to your plan. It will increase your chances of survival greatly. Be sure to check the road and weather reports before traveling as well.

When in hot weather, you need to adapt gradually, going into the heat for short periods at first. Always keep your clothing on. It helps to keep the body temperature down and reduces the dehydration rate. Also, cover your head. If a hat is not handy, improvise a head covering. Also make sure to drink fluids frequently and eat small meals regularly during the day. Do not drink alcohol. It will decrease your ability to tolerate the heat. If you have water, drink it. Do not ration it. Carry at least one gallon of water per person per day. In a pinch, use plastic gallon jugs. They are handy and are transported easily. If water is limited, keep your mouth shut. Do not talk, do not eat, do not smoke, and, as mentioned before, do not drink any alcohol.

The best thing to do is find shade, sit down, and prop up your feet. You may adjust your shoes and socks, but *do not remove them* – you may not be able to get them back on your swollen feet (a common problem). If you must walk in the sun/heat, rest for at least 10 minutes every hour. If you are not normally physically active, rest up to 30 minutes every hour. Try to avoid sitting or lying directly on the ground. It may be 30+ degrees hotter than the surrounding air.

Make it a point to keep an eye on the sky. If you see “Thunderheads,” near or far, be prepared to evacuate. Flash floods may occur in a wash in a matter of moments. They can fill low spots to dangerous levels very quickly. During evacuation, or any other time, do not drive through flooded roads if you can’t tell how deep it is.

Be sure your vehicle is in good condition with a sound battery, good hoses, spare tire, spare fan belts, necessary tools, reserve gasoline, and extra oil. Other spare parts and extra radiator water are also valuable.

Before driving through washes and sandy areas test the footing. One minute on foot may save hours of hard work changing a flat, digging your vehicle free, or replacing a punctured oil pan. It is recommended to use a four-wheel-drive vehicle when traversing these areas.

If caught in a dust storm while driving, immediately get off the road, Turn off your headlights, and turn on your emergency flashers. Try to position your vehicle with the back to the wind. This will reduce windshield pitting by sand particles.

If your vehicle breaks down, stay near it. Your car and various items within it can be useful in an emergency. You can raise the hood and truck lid to denote “Help Needed.” Also, a vehicle can be seen for miles, but a person on foot is very difficult to find. Only leave a disabled vehicle if you are positive of the route to help. If you must walk for help, wait until sunset and leave a note telling which way you went.

# Heat Related Illness

## Body Temperature Regulation

Regulating one's body temperature is a constant balancing act of heat input from ambient temperature, metabolism, physical work, sunlight, and heat output from radiation, evaporation, conduction, and convection.

Normally, radiation accounts for about two-thirds of heat loss, with one-third resulting from evaporation. If you are very hot, or working hard and sweating, evaporation can become a major factor in heat loss, except for when it is very humid, in which case evaporation has no effect. Conversely, water conduction may also be a major factor in heat loss. When immersed in water, one can lose significant body heat (unless the water is around body temperature). Infants and very young children lack effective heat regulatory mechanisms and are more at risk for heat-related injuries.

Acclimatization by exertion (i.e. working or working out) in the heat encourages the body to adjust to a hot climate. Until one is acclimated, heavy exertion should be limited to 30-90 minutes per day, avoiding the hottest part of the day.

Clothing should be lightweight, light in color, and a loose weave. A wide-brimmed hat will help keep you cool and prevent sunburn.

Be aware of humidity! Even in relatively cool temperatures (75 degrees), marked exertion in very high humidity can lead to heat illness due to failure of evaporative cooling.

## Heat Disorders

### **Heat Cramps**

These are painful cramps, usually following exercise or heavy exertion, and often affecting major muscles such as the calves and thighs. Stretching, maintaining good hydration and electrolyte balance, as well as becoming acclimated to the heat has been found to be the most effective in alleviating this painful condition.

### **Heat Syncope**

Heat Syncope is when one faints due to heat exposure, often after prolonged standing or when standing up from a seated position. Most people recover quickly with fluid replacement. Older individuals and those on hypertension medications are most at risk.

### **Heat Exhaustion**

This is caused by dehydration and depletion of electrolytes, or body salts. Its symptoms are weakness, headache, dizziness, nausea, vomiting, and diarrhea. An increased body temperature and pulse rate may also be present. The treatments for heat exhaustion is to rest, get out of the heat/sun, sponge the body with water and fanning it, and to replace the body's fluids and salt with a sports drink, or water and salty snacks. If not taken seriously, this can progress to heat stroke.

### **Heat Stroke**

In this condition the body loses its ability to regulate temperature causing the body temperature to soar, often to above 106 degrees. Sweating may or may not be present. Heat stroke will result in physical collapse and mental deterioration ranging from confusion to coma. If someone is exhibiting these symptoms, call 911 immediately. This is a medical emergency and must be treated aggressively with rapid cooling and IV fluids. If not, permanent damage to kidneys, heart, or liver may result, and in some cases, death. If you suspect someone is experiencing heat stroke, here are a few emergency treatments that will help until emergency crews arrive: 1) remove clothing, 2) cool/wet the body, with whatever water that is available, 3) fan the body, 4) if victim is able to drink, give them water, a sports drink, or any oral rehydration formula.

## **Preventing Heat Illness**

Even marginal dehydration interferes with the body's ability to regulate temperature. It can also cause mild diarrhea, which can dramatically increase dehydration. In hot climates, you should always consume enough water so that you urinate every two to three hours. If your urine becomes dark yellow, it means that you are getting dehydrated or that you are getting jaundiced.



## THE DESERT TORTOISE

**STATUS:** On April 2, 1990 the desert tortoise was listed by the U.S. Fish and Wildlife Service as a threatened species. Under the provisions of the Endangered Species Act, anyone who takes (the term "take" means to harass, harm, pursue, hunt, shoot, wound, kill, trap, capture, or collect, or to attempt to engage in any such conduct) a tortoise is subject to civil and/or criminal penalties of up to a \$50,000 fine and one year in jail or both. BLM will be assisting the Fish and Wildlife Service in the enforcement of the Act. Additionally, the desert tortoise is considered by California to be a threatened species with associated penalties.

**BIOLOGY:** Like other reptiles, the desert tortoise is cold blooded. To survive in the desert the tortoise "sleeps" through the heat of summer and the cold of winter in a burrow deep underground. Tortoises come out in the spring (and for a short period in the late summer and fall) to eat, drink, socialize, travel, etc. At other times of the year they are less active or not active at all.

The desert tortoise lays from 4 to 14 ping pong ball size eggs each year after reaching 10 to 20 years of age. Since a tortoise may live for 60 to 100 years, many eggs will be laid in a lifetime. However, only about 5 out of every 100 hatchlings will survive to become an adult tortoise. For the first 6 or 8 years, the young tortoise's shell is no thicker than your fingernail, and therefore, it is easy prey for many other desert animals.

Many of man's activities are also threatening the survival of the desert tortoise and are considered illegal. Some of these include:

1. removing wild tortoises from the desert,
2. releasing pet tortoises into the desert (they often carry disease),
3. driving off roads in areas not designated for off-highway vehicle play,
4. crushing tortoises as they are crossing roads,
5. shooting at tortoises, and
6. handling tortoises found in the desert (this may cause them to lose vital water supplies).

### Some DOs and DON'Ts:

1. If you find a desert tortoise in the desert, **DO** take pictures, get down and look at it (but not too closely so that you don't harass it), watch to see how it moves and what it eats, and then walk away and know that you have done a good deed by letting it live in peace.
2. While driving on desert roads, **DO** keep an eye out for tortoises crossing the road. If you encounter one and have plenty of room to pass, drive slowly and carefully around it. If you don't have room to pass, stop and let the tortoise move across the road of its own accord. If the tortoise is on a paved road and in immediate danger, pull your car over and stop in a safe place. Lift the tortoise slowly and gently, keeping it level. Move it to a safe place, no more than 100 yards away, in the same direction that it was traveling. Carefully set it down, preferably in the shade of a shrub.
3. If you want a pet desert tortoise **DON'T** take one out of the desert! Do call the California Turtle and Tortoise Club (Linda York in Palm Desert at (760) 347-2647 or Bunny Williams in San Bernardino at (714) 862-4777) or the California Department of Fish and Game at (714) 597-8235. You also will need to get a free permit from the Department of Fish and Game to legally keep the tortoise.
4. If you get tired of a pet desert tortoise **DON'T** let it go in the desert. Release of captive tortoises is a violation of the Endangered Species Act. Instead, call one of the numbers listed above to find a new home for your pet.

Revised 3/27/97

